



How to View Your Child's Grades on the PowerSchool Portal (Elementary)

MCCSD District Data Services HOW-TO: Last Updated 12/7/2021

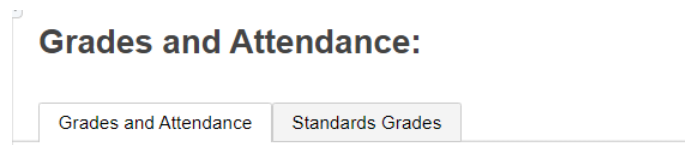
In order to see your child's elementary grades on the PowerSchool Portal, please follow these steps:

Step #1 Sign onto the *PowerSchool Parent Portal*

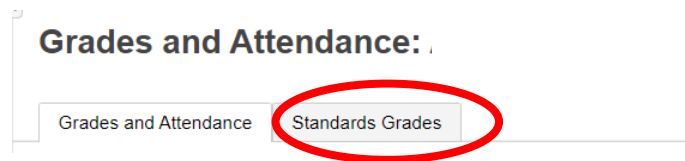
PowerSchool:




Step #2 *Grades and Attendance* will appear on your screen




Step #3 Click on the *Standards Grades* tab



Step #4 You will see all of your child's current classes. On the upper right-hand side of the screen, click on *Expand All* to see grades



Step #5 In order to see comments, click on the *quote bubble*. You will see the teacher's comment under **Grade and Comment** in a box to the right of your screen pertaining to your child.

Standards	T1
ES35.CMT TEACHER COMMENT	-- 

Grade and Comment

Grade

Percent

Comment

Step #6 To close out of the comment box, click on the 'x'.

View Standards Final Grade



Standard Info

Standard

ES35.CMT TEACHER COMMENT